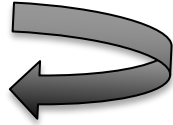









## Grandparents Day

Celebrating Love, Wisdom, Family Traditions, and Generations of Memories



Find this design on over 20 products in  
Our [38 Hertz Zazzle Store](#).

### Celebrate Grandparents By The Calendar

-  May 15 – International Day of Families
-  June 1 – Global Day of Parents
-  July 27 – National Parents Day
-  **September - First Sunday after Labor Day – National Grandparents Day**
-  November 13 – World Kindness Day

1. **Host a Family Storytelling Session:** Invite grandparents to share their favorite stories or memories from their childhood with family members.
2. **Create a Family Recipe Book:** Collect family recipes from grandparents and other relatives to compile a recipe book that can be cherished by all.
3. **Plan a Picnic in the Park:** Organize a picnic with favorite foods, giving grandparents a relaxing day outdoors with family.
4. **Organize a Family Game Day:** Play board games, card games, or outdoor games that grandparents enjoy, creating friendly competition and bonding time.
5. **Visit a Museum Together:** Take a trip to a local museum, especially one that reflects the grandparents' interests, like history or art.
6. **Make a Scrapbook:** Gather photos, letters, and mementos to create a family scrapbook with grandparents, capturing precious memories.
7. **Record Family Interviews:** Set up a camera or phone to record grandparents talking about their lives, creating a family history video.
8. **Bake Cookies Together:** Spend time baking family-favorite cookies or treats with grandparents, allowing for sweet conversations and memories.
9. **Plan a Family Movie Marathon:** Watch classic movies that grandparents love or family movies everyone can enjoy together.
10. **Take a Nature Walk:** Go for a walk in a nearby park or nature reserve, appreciating the outdoors and sharing stories along the way.
11. **Host a DIY Craft Day:** Set up a crafting area where grandparents and grandkids can create artwork or handmade gifts for each other.
12. **Create a Family Tree:** Work together to build a family tree, discussing relatives and family history while making connections across generations.

13. **Organize a Backyard Barbecue:** Host a barbecue with everyone's favorite foods, creating a casual atmosphere for family bonding.
14. **Plant a Family Garden:** Spend the day planting flowers, herbs, or vegetables as a family, making it a project that can grow over time.
15. **Read Together:** Choose a book to read aloud together, with grandparents sharing their favorite childhood stories or classics.
16. **Set Up a Puzzle Challenge:** Complete a puzzle as a family, choosing one that reflects grandparents' interests, like a landscape or historical scene.
17. **Create Handmade Cards:** Make cards together to celebrate Grandparents Day, letting grandchildren add personal messages and drawings.
18. **Play Bingo:** Organize a fun bingo game with small prizes, allowing everyone to enjoy a lighthearted competition.
19. **Decorate a Memory Box:** Design a box to store keepsakes, family photos, and mementos that grandparents can keep and cherish.
20. **Have a Dance Party:** Play music from the grandparents' favorite era and have a dance party, celebrating their love of music.
21. **Cook a Family Meal Together:** Prepare a family meal with recipes passed down from grandparents, making cooking a shared experience.
22. **Go on a Family Photo Walk:** Take a walk together and snap photos of beautiful scenes, creating a shared memory of the day.
23. **Attend a Community Event:** Look for local events, like fairs or festivals, where the family can spend time together exploring and having fun.
24. **Share a DIY Family Time Capsule:** Assemble a time capsule with notes, small mementos, and family photos to be opened in the future.
25. **Host a Talent Show:** Encourage family members to share talents like singing, dancing, or telling jokes, with grandparents as the guests of honor.
26. **Generational Trivia Game:** Create a trivia game with questions about different decades, allowing grandparents to share knowledge and memories.
27. **Memory Match with Family Photos:** Use family photos to create a memory match game, giving everyone a chance to learn more about their relatives.
28. **Bingo with Family Facts:** Play bingo with cards featuring fun family facts or anecdotes about each person playing.
29. **Charades with Family Stories:** Act out funny or memorable family stories in a game of charades for everyone to guess.
30. **Name That Tune (Generational Edition):** Play popular songs from different eras and have players guess the song titles or artists.
31. **Story Dice:** Roll dice with prompts (like "vacation," "school," "holiday") and have grandparents tell a story related to the prompt.
32. **Two Truths and a Lie:** Play a game where family members, including grandparents, share two truths and one lie for others to guess.
33. **Scavenger Hunt with Family Heirlooms:** Create a scavenger hunt using family heirlooms or items with sentimental value, explaining each item's history.
34. **Family Pictionary:** Draw family-related words or phrases, like "family vacation" or "favorite pet," for others to guess.
35. **Guess the Year:** Show photos or play videos, and have family members guess the year they were taken or filmed.

36. **Generational Board Games:** Play classic board games that grandparents loved, like Monopoly, Scrabble, or checkers.
37. **Jigsaw Puzzle Race:** Set up a puzzle race, where teams compete to finish puzzles featuring family photos or favorite places.
38. **Telephone Game with Family Stories:** Start a story based on a family memory and pass it around in a whisper, revealing the final version.
39. **Family Tree Quiz:** Quiz family members on relatives' names and relationships to help everyone learn about their family tree.
40. **Family Feud Game:** Play a family edition of Family Feud, with questions based on family preferences, traditions, or funny moments.
41. **Craft Bingo:** Create bingo cards with different DIY crafts, and everyone checks off the crafts they complete with grandparents.
42. **20 Questions About Childhood:** Play 20 questions where family members ask grandparents about their childhood memories and experiences.
43. **Pass the Parcel with Keepsakes:** Wrap up small keepsakes or family-related prizes and play pass the parcel, with each layer revealing a memory or prize.
44. **Photo Album Guessing Game:** Flip through family photo albums and guess details about each photo, like the year or location.
45. **Hot Potato with Family Memories:** Pass a ball around in a circle, and when the music stops, the person holding the ball shares a memory.
46. **Grandparent Trivia:** Have grandparents write down fun facts about themselves, then quiz the family to see who knows them best.
47. **Generational Bingo:** Create bingo cards with popular trends, events, and hobbies from each generation, and play with the whole family.
48. **Name That Artifact:** Show vintage items from around the house, and let family members guess what they were used for.
49. **Family Story Charades:** Act out family stories in charades format, letting everyone guess the story or moment being portrayed.
50. **Egg-and-Spoon Relay Race:** Have a relay race with grandparents and grandkids balancing eggs on spoons for a fun, lighthearted challenge.
51. **Family Recipe Book:** Compile favorite family recipes, hand-written or printed, and bind them together into a homemade recipe book for grandparents.
52. **Handprint Family Tree:** Create a family tree using painted handprints from each family member, labeling each branch with names.
53. **Memory Jar:** Fill a jar with small notes sharing favorite memories with grandparents, decorated with ribbons and stickers.
54. **Photo Coasters:** Make coasters by sealing family photos onto tiles with mod podge, creating a useful, sentimental gift.
55. **Personalized Apron:** Decorate an apron with fabric paint or markers, adding grandkids' names or handprints for a kitchen keepsake.
56. **Family Photo Garland:** Print family photos and attach them to a string with clothespins to create a photo garland for decoration.
57. **Story Quilt Squares:** Decorate fabric squares with family members' names or symbols, later sewn together to create a family quilt.
58. **Pressed Flower Bookmark:** Use pressed flowers and laminate them into bookmarks, perfect for grandparents who love reading.

59. **Grandkids' Art Gallery Frame:** Design a frame that holds grandkids' artwork, allowing grandparents to display rotating creations.
60. **Decorated Flower Pot:** Paint flower pots with messages like "Best Grandma" or "Grandpa's Garden" for personalized gardening decor.
61. **DIY Puzzle with Family Photo:** Print a family photo, cut it into puzzle pieces, and let grandparents put it together as a fun keepsake.
62. **Fingerprint Keychain:** Use polymer clay to create keychains, pressing each grandkid's fingerprint into the clay and baking to set.
63. **Family Handprint Art:** Layer handprints from smallest to largest on a canvas, each in a different color, creating a multigenerational art piece.
64. **Custom Candle Holder:** Decorate a glass candle holder with glass paint or decoupage, adding symbols or initials for personalization.
65. **Homemade Lavender Sachets:** Sew small fabric sachets, fill with dried lavender, and add labels for a relaxing gift for grandparents.
66. **Grandkids' Handwritten Letter Book:** Collect letters from each grandchild, bind them together, and create a cherished book of letters.
67. **Family Memory Collage:** Create a collage on canvas with photos, ticket stubs, and notes, capturing favorite family memories.
68. **Decorative Plate with Family Quotes:** Use porcelain markers to decorate a plate with family quotes or sayings grandparents love.
69. **Family Roots Shadow Box:** Place a family tree inside a shadow box, including small items like acorns, leaves, or keepsakes from family events.
70. **Personalized Calendar:** Design a custom calendar featuring family photos and special dates, like birthdays and anniversaries.
71. **DIY Mason Jar Vase:** Paint a mason jar in soft colors, add a ribbon, and personalize it with the names of each grandchild.
72. **Picture Frame with Seashells or Buttons:** Decorate a frame with shells or buttons, then add a favorite family photo for a unique touch.
73. **Home Recipe Spice Jars:** Create small spice jars with favorite family spice blends or baking ingredients, labeled and ready to use.
74. **Embroidered Handkerchief:** Embroider initials or a small design on handkerchiefs for a classic, handmade gift for grandparents.
75. **Time Capsule:** Make a small family time capsule with notes, small objects, and photos, to be opened on a future Grandparents Day.
76. **Family Recipe Apple Pie:** Bake an apple pie using a beloved family recipe, honoring the flavors grandparents enjoy.
77. **Homemade Jam with Biscuits:** Make fresh fruit jam and serve it with warm biscuits, celebrating the classic taste of homemade preserves.
78. **Personalized Cupcakes:** Decorate cupcakes with grandparents' names or favorite colors, using icing and sprinkles for a personal touch.
79. **Grandma's Favorite Casserole:** Prepare a classic casserole dish that grandparents love, perfect for a comforting family meal.
80. **Custom Cookie Platter:** Bake a variety of cookies in flavors grandparents enjoy, arranging them on a decorated platter.
81. **Memory Lane Meatloaf:** Make a traditional meatloaf recipe that reminds everyone of family dinners from the past.

82. **Handmade Ravioli:** Create homemade ravioli filled with cheese, spinach, or meat, inspired by grandparents' favorite pasta dishes.
83. **Tea Sandwiches and Scones:** Prepare a selection of tea sandwiches and scones for a cozy afternoon tea with grandparents.
84. **Decorated Sugar Cookies:** Bake and decorate sugar cookies in shapes or colors representing family members or traditions.
85. **Fruit Salad with Honey Dressing:** Make a fresh fruit salad with a honey-lime dressing, adding a light and refreshing option for everyone.
86. **Homemade Pot Roast:** Slow-cook a pot roast with vegetables, reminiscent of classic family Sunday dinners.
87. **Customized Pancake Breakfast:** Prepare pancakes with various toppings and syrups, allowing each grandparent to create their favorite stack.
88. **Chocolate Fondue with Family Favorites:** Set up a fondue station with chocolate and fruits, marshmallows, and treats for dipping.
89. **Personalized Sandwich Bar:** Create a sandwich bar with meats, cheeses, and toppings, letting everyone customize their own sandwich.
90. **Classic Chicken Pot Pie:** Make a homemade chicken pot pie filled with vegetables and creamy sauce, perfect for a comforting meal.
91. **Fresh Berry Parfait:** Layer yogurt, fresh berries, and granola to create a colorful, healthy parfait for breakfast or dessert.
92. **Root Beer Floats:** Serve old-fashioned root beer floats with vanilla ice cream, adding a nostalgic treat to the celebration.
93. **Stuffed Bell Peppers:** Prepare stuffed bell peppers filled with rice, meat, and vegetables, a hearty dish often enjoyed by grandparents.
94. **Family Recipe Chili:** Cook a pot of family-favorite chili, complete with toppings like cheese, onions, and cornbread.
95. **Mini Cheesecakes with Berry Topping:** Make individual cheesecakes topped with fresh berries, offering a sweet and elegant dessert.
96. **Baked Mac and Cheese:** Prepare a creamy, baked mac and cheese with a crunchy topping, perfect for a shared comfort food experience.
97. **Homemade Ice Cream Sundae Bar:** Set up an ice cream sundae bar with toppings like chocolate chips, whipped cream, and cherries.
98. **Veggie and Cheese Platter:** Arrange a platter with fresh veggies, cheeses, and crackers for a light snack everyone can enjoy together.
99. **Spaghetti and Meatballs:** Cook a spaghetti and meatball dish that reminds grandparents of family dinners, topped with fresh Parmesan.
100. **Carrot Cake with Cream Cheese Frosting:** Bake a classic carrot cake with cream cheese frosting, a favorite for many grandparents.

[www.38hertz.com](http://www.38hertz.com)

Find Things that Make You Happy.  
Do More of That!

