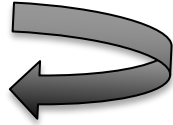













World Wide Web Day

Celebrating Connection, Innovation, Information,
and Life Online



Find this design on over 20 products in
Our [38 Hertz Zazzle Store](#).

Celebrate Technology By The Calendar

-  January 24 – International Day of Education
-  March 14 – Pi Day
-  April 4 – World Internet Day
-  May 17 – World Telecommunication and Information Society Day
-  July 17 – World Emoji Day
-  **August 1 – World Wide Web Day**
-  September 13 – Programmers Day
-  October 9 – World Post Day
-  November 10 – World Science Day for Peace and Development

1. **Birth Year:** The World Wide Web was invented in 1989 by British computer scientist Tim Berners-Lee.
2. **First Website:** The first-ever website went live on August 6, 1991, providing information about the World Wide Web project.
3. **HTTP Protocol:** HTTP, the Hypertext Transfer Protocol, is the foundation of data communication on the web.
4. **HTML Language:** HTML, or Hypertext Markup Language, is used to create web pages and documents.
5. **WWW vs. Internet:** The World Wide Web (WWW) is often confused with the internet, but they are not the same. The internet is the infrastructure, while the WWW is a service that runs on top of it.
6. **Search Engines:** The first search engine, Archie, was created in 1990, followed by others like Yahoo! (1994) and Google (1998).
7. **E-commerce:** The first online transaction occurred in 1994, when a person purchased a Sting CD on NetMarket.
8. **Domain Name System (DNS):** DNS translates domain names into IP addresses, allowing us to access websites using human-readable names.

9. **Web Browsers:** The first web browser, called WorldWideWeb, was also created by Tim Berners-Lee in 1990.
10. **JavaScript:** JavaScript, a programming language, was introduced in 1995 by Netscape Communications.
11. **Streaming:** The first live-streamed event on the web was a baseball game between the New York Yankees and the Seattle Mariners in 1995.
12. **Social Media:** Six Degrees, launched in 1997, is considered the first social media platform.
13. **Cookies:** The concept of HTTP cookies, which store user data, was introduced by Netscape in 1994.
14. **Web Standards:** The World Wide Web Consortium (W3C) was founded in 1994 to develop and maintain web standards.
15. **Bandwidth:** The speed of data transfer on the web has increased significantly over the years, from dial-up modems to high-speed broadband connections.
16. **Mobile Web:** The introduction of smartphones in the early 2000s led to the development of mobile-friendly websites and apps.
17. **Responsive Design:** Responsive web design, which adapts to different screen sizes, became popular in the mid-2000s.
18. **Cloud Computing:** Cloud-based services, such as Google Drive and Dropbox, allow users to store and access data over the internet.
19. **Cybersecurity:** With the growth of the web, cybersecurity has become increasingly important to protect against hacking and data breaches.
20. **Web Accessibility:** Efforts have been made to ensure that websites are accessible to people with disabilities, leading to the development of accessibility standards.
21. **Web 2.0:** Coined in the early 2000s, Web 2.0 refers to the shift towards user-generated content and interactive web experiences.
22. **Blogging:** Blogging platforms like Blogger and WordPress emerged in the late 1990s, democratizing content creation.
23. **Open Source:** Many web technologies, including the Linux operating system and the Apache web server, are open source.
24. **Web Standards:** The adoption of web standards ensures interoperability and compatibility across different browsers and devices.
25. **Internet of Things (IoT):** The web is expanding beyond traditional devices to include everyday objects connected to the internet, such as smart thermostats and wearable devices.
26. **HTML Sandwiches:** Sandwiches with layers of ham, turkey, lettuce, and tomato, stacked to resemble the structure of HTML code.
27. **Browser Cookies:** Homemade cookies decorated to look like internet browser icons.
28. **WiFi Waffles:** Waffles shaped like the WiFi symbol, served with maple syrup and fresh fruit.
29. **Search Engine Salad:** A colorful salad made with a variety of vegetables, arranged to represent different search engine logos.
30. **Cloud Cake:** A fluffy cake decorated with cotton candy clouds and edible silver sprinkles to symbolize cloud computing.
31. **Streaming Sushi Rolls:** Sushi rolls filled with fresh fish and avocado, served with soy sauce and wasabi for a streaming-themed dish.

32. **Social Media Snack Platter:** A platter of bite-sized snacks, including cheese, crackers, and fruit, arranged to resemble popular social media icons.
33. **Data Dip:** A creamy dip made with cheese, sour cream, and spices, served with tortilla chips for dipping.
34. **Browser Bagels:** Bagels topped with cream cheese and colorful sprinkles to represent different web browser logos.
35. **HTML Pasta Salad:** Pasta salad with colorful vegetables and Italian dressing, inspired by the vibrant colors of HTML coding.
36. **Cookie Dough Cache:** Edible cookie dough served in small cups, representing the cache of data stored on web browsers.
37. **WiFi Hotspot Hot Dogs:** Grilled hot dogs served with a variety of toppings, shaped to resemble WiFi signals.
38. **Router Ravioli:** Ravioli filled with cheese or meat, served in a tomato sauce to represent the connectivity of routers.
39. **Blog Bites:** Miniature sandwiches or sliders served on small buns, perfect for snacking while reading or writing blog posts.
40. **Social Media Smoothies:** Fruit smoothies made with colorful berries and served in glasses decorated with social media logos.
41. **Internet Icon Cookies:** Sugar cookies decorated with royal icing to resemble popular internet icons and symbols.
42. **Webpage Wraps:** Tortilla wraps filled with grilled chicken, lettuce, and tomato, rolled up to look like miniature web pages.
43. **Data Drink:** A colorful layered drink made with different fruit juices or flavored syrups, representing the flow of data on the internet.
44. **Router Rice Krispies Treats:** Rice Krispies treats shaped like routers, decorated with colorful icing to represent internet connections.
45. **HTML Hummus Platter:** A platter of assorted hummus flavors served with pita bread and vegetables for dipping.
46. **Coding Cupcakes:** Cupcakes decorated with edible coding symbols and icons, perfect for celebrating web development.
47. **Internet-Inspired Ice Cream:** Ice cream sundaes with toppings like gummy worms (for internet cables), sprinkles, and whipped cream.
48. **Social Media Sandwiches:** Miniature sandwiches cut into shapes resembling social media logos, such as Facebook, Twitter, and Instagram.
49. **Browser Bar Brownies:** Chocolate brownies topped with colorful frosting to resemble the toolbar of a web browser.
50. **WiFi Wontons:** Crispy wontons filled with cream cheese and crab meat, served with sweet chili sauce for dipping.
51. **Keyboard Key Magnets:** Create magnets using old keyboard keys for a quirky addition to your fridge.
52. **Website Logo Coasters:** Use resin and website logos printed on paper to make unique coasters.
53. **Router Repurposed Shelf:** Turn an old router into a shelf by attaching it to a wooden board.
54. **Mouse Pad Art:** Decorate plain mouse pads with fabric paint or markers to personalize them.

55. **DIY Ethernet Cable Organizer:** Make a cable organizer using PVC pipes to keep your cables neat and tidy.
56. **Website Icon Wall Art:** Print and frame iconic website logos for stylish wall decor.
57. **Social Media Profile Picture Frames:** Design frames shaped like social media profile pictures using cardboard and paint.
58. **Router Cover Decoupage:** Use decoupage techniques to decorate a router cover with internet-themed images.
59. **Computer Key Jewelry:** Repurpose computer keys to make unique jewelry pieces like earrings or pendants.
60. **Website Icon Keychains:** Create keychains featuring miniature versions of popular website icons using polymer clay.
61. **DIY Internet Button Pins:** Make button pins with internet-related phrases or symbols for flair.
62. **HTML Code Wall Decals:** Print out HTML code snippets and stick them on your wall for an edgy look.
63. **WiFi Signal Wall Clock:** Craft a clock with WiFi signal strength bars to track time with a tech twist.
64. **Website Logo Embroidery Hoops:** Use embroidery hoops to frame and display embroidered versions of famous website logos.
65. **Computer Key Coasters:** Glue computer keys onto cork coasters for a unique and functional desk accessory.
66. **Social Media Emoji Pillows:** Sew pillows shaped like popular social media emojis for a fun accent.
67. **Internet-Inspired Lampshade:** Decorate a lampshade with internet-themed images or text using fabric paint.
68. **DIY Network Cable Wall Art:** Create abstract wall art by arranging and hanging colorful network cables.
69. **Web Browser Bookmarkers:** Design and laminate bookmarks shaped like web browser tabs for avid readers.
70. **Router Cover Mosaic:** Use broken tiles or colorful glass pieces to create a mosaic design on a router cover.
71. **Web Browser Icon Magnets:** Print and laminate web browser icons to make magnets for your fridge or whiteboard.
72. **Computer Key Name Plates:** Spell out names or words using computer keys glued onto a wooden base for personalized name plates.
73. **Social Media Photo Frame Collage:** Arrange and glue together old photo frames to create a collage that resembles a social media feed.
74. **HTML Code Throw Pillow:** Print HTML code onto fabric and sew it into a throw pillow cover for a geek-chic accent.
75. **DIY Internet Button Earrings:** Turn small internet buttons into earrings by attaching earring hooks to them.
76. **Digital Trivia Game:** Host a trivia game focused on internet history, memes, and popular websites.
77. **Website Scavenger Hunt:** Create a scavenger hunt where guests must find specific information or items on various websites.

78. **Online Karaoke Session:** Set up a virtual karaoke session using a video conferencing platform and sing along to internet-themed songs.
79. **Meme Costume Contest:** Have guests come dressed as their favorite internet memes and vote for the best costume.
80. **Social Media Photo Booth:** Set up a photo booth with props related to popular social media platforms for guests to take fun photos.
81. **Internet Slang Charades:** Play a game of charades using internet slang and acronyms as the clues.
82. **Emoji Pictionary:** Create a game where guests guess phrases or movie titles based on emojis displayed on a screen.
83. **Digital Art Workshop:** Host a workshop where guests can create digital art using online drawing tools or software.
84. **Virtual Reality Experience:** Provide a VR headset for guests to experience virtual reality tours or games related to the internet.
85. **Coding Challenge:** Organize a coding challenge where guests can compete to solve programming puzzles or create simple websites.
86. **Internet History Trivia:** Test guests' knowledge of internet history with a trivia game covering significant milestones and events.
87. **Live Streamed Dance Party:** DJ a live-streamed dance party on social media platforms where guests can join in from anywhere.
88. **Online Escape Room:** Participate in a virtual escape room adventure themed around internet mysteries and puzzles.
89. **Website Building Workshop:** Teach guests basic website building skills using user-friendly platforms like WordPress or Wix.
90. **Virtual Reality Gaming Tournament:** Host a gaming tournament featuring multiplayer VR games with internet-related themes.
91. **Internet Meme Relay Race:** Organize a relay race where teams must reenact popular internet memes at different stations.
92. **Digital Trivia Tournament:** Arrange a tournament-style trivia competition with escalating difficulty levels and prizes for the winners.
93. **DIY Blogging Workshop:** Lead a workshop on creating and managing personal blogs or websites using blogging platforms.
94. **Streaming Movie Night:** Host a movie night featuring films or documentaries about the history and impact of the internet.
95. **Internet-Inspired Cooking Challenge:** Challenge guests to create dishes inspired by internet memes, viral videos, or famous internet personalities.
96. **Virtual Reality Art Gallery Tour:** Take guests on a virtual tour of famous art galleries or exhibitions using VR technology.
97. **Social Media Q&A Session:** Conduct a live Q&A session with a social media influencer or expert on internet-related topics.
98. **Geocaching Adventure:** Organize a geocaching adventure where guests use GPS coordinates to find hidden treasures related to the internet.
99. **Internet History Documentary Screening:** Screen documentaries or short films exploring the evolution and impact of the internet.
100. **DIY Podcast Recording:** Set up a podcast recording station where guests can record their thoughts and discussions about internet culture and trends.

www.38hertz.com

Find Things that Make You Happy.

Do More of That!

