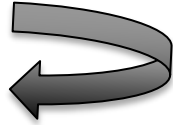










# Wiggle Your Piggies Day

Celebrating Happy Feet, Simple Joys, Movement,  
and the Little Toes That Carry Us Through Life



Find this design on over 20 products in  
Our [38 Hertz Zazzle Store](#).

## Celebrate Feet, Movement, and Self-Care By The Calendar

-  First Wednesday in April – National Walking Day
-  June 1 – National Go Barefoot Day
-  June 4 – National Running Day (first Wednesday in June)
-  **August 6 – Wiggle Your Piggies Day**
-  September 19 – National Dance Day
-  November 17 – Take A Hike Day

1. **Toe-tally Fun Games:** Plan games like toe painting contests, toe ring toss, or a barefoot obstacle course for some toe-themed fun.
2. **Foot Spa Station:** Set up foot spa stations with warm water, essential oils, and massage tools for guests to pamper their feet.
3. **DIY Pedicure Bar:** Provide nail polish, foot scrubs, and moisturizers for guests to give themselves pedicures.
4. **Toe-tally Delicious Treats:** Serve toe-shaped cookies, foot-shaped sandwiches, and other toe-themed snacks for guests to enjoy.
5. **Barefoot Dance Party:** Clear a space for a barefoot dance party where guests can groove to their favorite tunes.
6. **Toe Painting Station:** Offer non-toxic paints and brushes for guests to decorate each other's toes with colorful designs.
7. **Toe-tastic Photo Booth:** Create a photo booth with props like foot-shaped cutouts and silly signs for memorable pictures.
8. **Footprint Art:** Set up a station where guests can make footprint art using paint and paper, creating unique keepsakes.
9. **Toe Tag Craft:** Provide materials for guests to make personalized toe tags, decorating them with their names or fun designs.
10. **Foot Massage Relay:** Organize a relay race where teams take turns giving each other foot massages.
11. **Footprint Cookies:** Bake cookies shaped like footprints and let guests decorate them with icing and sprinkles.
12. **Toe Storytime:** Have a storytelling session focused on feet and toes, with funny or heartwarming tales.
13. **Toe-tally Trivia:** Test guests' knowledge with a trivia game featuring facts about feet, toes, and famous foot-related events.

14. **Barefoot Yoga Session:** Hire a yoga instructor to lead a barefoot yoga session, focusing on foot stretches and strengthening exercises.
15. **Toe-tastic Craft Station:** Set up a crafting area where guests can make toe rings, anklets, and other foot-inspired accessories.
16. **Footprint Keepsake Station:** Provide clay or plaster for guests to make footprint keepsakes to take home.
17. **Toe-tally Relaxing Lounge:** Create a cozy lounge area with pillows and blankets where guests can kick back and relax.
18. **Toe-tastic Face Painting:** Hire a face painter to create toe-themed designs on guests' faces, hands, or feet.
19. **Footprint Memory Game:** Create a memory game using pairs of footprints, challenging guests to match them up.
20. **Toe-tally Cool Decor:** Decorate the party space with foot-shaped balloons, toe-shaped confetti, and colorful footprints on the floor.
21. **Toe-tally Sweet Treats:** Offer a dessert bar with treats like toe-shaped cupcakes, foot-shaped chocolates, and toe-tastic ice cream sundaes.
22. **Toe Puppet Show:** Put on a puppet show using toe puppets made from socks or paper bags for entertaining storytelling.
23. **Footie Film Screening:** Set up a cozy outdoor screening area and watch movies featuring memorable foot or toe scenes.
24. **Toe-tally Fun Piñata:** Fill a piñata shaped like a foot or toe with candy and small toys for a toe-tally fun activity.
25. **Footsie Fortune Telling:** Hire a fortune teller to give toe-themed readings or predictions for guests' futures.
26. **Homemade Foot Scrubs:** Create foot scrubs using ingredients like sugar, coconut oil, and essential oils for smoother, softer feet.
27. **DIY Pedicure Soaks:** Make pedicure soaks with Epsom salt, baking soda, and lavender oil to relax tired feet and soften calluses.
28. **Foot Massage Techniques:** Learn and practice different foot massage techniques to relieve tension and promote relaxation.
29. **Toe Separators:** Use household items like rolled-up socks or foam toe separators to help realign toes and relieve pressure.
30. **DIY Callus Removers:** Make callus removers using pumice stones or foot files to gently remove hardened skin from the feet.
31. **Foot Exercises:** Perform simple foot exercises like toe curls, arch lifts, and ankle circles to strengthen and stretch the muscles in your feet.
32. **DIY Foot Soaks:** Create foot soaks using ingredients like tea tree oil, vinegar, and warm water to soothe tired feet and fight foot odor.
33. **Foot Pain Relief Techniques:** Explore DIY methods like foot stretches, ice massages, and over-the-counter foot pads to alleviate foot pain.
34. **Toe Strengthening Exercises:** Practice toe exercises like picking up marbles with your toes or scrunching a towel to improve toe strength and flexibility.
35. **DIY Foot Massage Tools:** Make your own foot massage tools using tennis balls, golf balls, or frozen water bottles to roll under your feet.
36. **Foot Soothing Balms:** Create foot balms using natural ingredients like shea butter, beeswax, and peppermint oil to moisturize and soothe dry, cracked skin.

37. **Toe Stretchers:** Use DIY toe stretchers made from rubber bands or fabric loops to gently stretch and realign toes.
38. **Foot Warm-Up Exercises:** Perform foot warm-up exercises like ankle circles, toe taps, and heel raises to prepare your feet for activity.
39. **DIY Foot Masks:** Make foot masks using ingredients like clay, honey, and oatmeal to detoxify, exfoliate, and moisturize your feet.
40. **Toe Splinting Techniques:** Learn how to splint toes using adhesive tape or toe separators to correct overlapping or crooked toes.
41. **Foot Arch Support Inserts:** Create custom arch support inserts using foam or gel inserts cut to fit the shape of your feet for added comfort and support.
42. **DIY Foot Reflexology:** Explore foot reflexology techniques to stimulate pressure points on the feet for improved health and relaxation.
43. **Foot Cooling Remedies:** Use DIY foot cooling remedies like cold water soaks, ice packs, or peppermint foot sprays to reduce swelling and discomfort.
44. **Foot Alignment Exercises:** Practice foot alignment exercises like toe spreads, toe curls, and arch lifts to improve foot posture and alignment.
45. **DIY Foot Deodorizers:** Make foot deodorizers using ingredients like baking soda, cornstarch, and essential oils to neutralize odors and keep feet fresh.
46. **Toe Bandaging Techniques:** Learn how to bandage toes using gauze or adhesive tape to protect blisters, corns, or ingrown toenails.
47. **Foot Strengthening Tools:** Use DIY foot strengthening tools like resistance bands or therapy balls to improve foot strength and flexibility.
48. **DIY Foot Taping:** Explore different foot taping techniques using athletic tape or kinesiology tape to provide support and stability to injured or weak areas.
49. **Foot Elevation Techniques:** Elevate your feet using pillows or cushions to reduce swelling and improve circulation after a long day of standing or walking.
50. **DIY Foot Care Routines:** Develop personalized DIY foot care routines that incorporate elements like washing, moisturizing, and massaging to keep your feet healthy and happy.
51. **Toe-tally Twisted Pretzels:** Serve pretzels twisted into toe shapes, perfect for dipping in cheese or mustard.
52. **Footprint Cookies:** Bake cookies shaped like footprints and decorate them with icing to represent toenails and footprints.
53. **Footlong Hot Dogs:** Grill or bake footlong hot dogs and serve them with a variety of toppings for a tasty treat.
54. **Toe-nut Butter Sandwiches:** Make sandwiches with peanut butter and jelly, cut into toe shapes using cookie cutters.
55. **Footsie Fruit Platter:** Arrange a variety of sliced fruits in the shape of a foot, with berries for toenails.
56. **Toe-sted Baguette Slices:** Toast slices of baguette and top them with savory spreads like hummus or cheese for a delicious snack.
57. **Pedisicle Popsicles:** Make popsicles using fruit juice or yogurt, with sliced fruit placed inside to resemble toenails.
58. **Footloaf Meatballs:** Form meatballs into the shape of toes and serve them with marinara sauce for dipping.
59. **Toe-ring Onion Rings:** Bread and fry onion rings, serving them with a dipping sauce and a small onion slice in the center to resemble a toe ring.

60. **Toe-stada Bites:** Top mini tortillas with refried beans, cheese, and salsa, cutting them into toe shapes for a fun appetizer.
61. **Cucumber Footprint Sandwiches:** Make sandwiches with cucumber slices and cream cheese, cut into footprint shapes for a refreshing snack.
62. **Footprint Pancakes:** Cook pancakes and use a cookie cutter to shape them into footprints, serving them with syrup and fruit.
63. **Toe-ring Bagel Bites:** Top mini bagels with cream cheese and smoked salmon, garnishing them with a slice of cucumber to resemble a toe ring.
64. **Pedicure Pickle Spears:** Serve pickle spears with cream cheese and deli meat, cutting them into toe shapes for a savory snack.
65. **Footprint Rice Krispie Treats:** Make Rice Krispie treats and press them into a pan, then cut them into footprint shapes and decorate with icing.
66. **Toe-nail Art Pizza:** Bake mini pizzas and decorate them with sliced olives, peppers, and cheese to create toenail designs.
67. **Toe-ring Taco Cups:** Fill tortilla cups with seasoned meat, cheese, and toppings, garnishing them with a slice of avocado to resemble a toe ring.
68. **Footprint Sushi Rolls:** Make sushi rolls and cut them into slices, arranging them on a platter to resemble footprints.
69. **Ped-za Bagel Bites:** Top mini bagels with pizza sauce, cheese, and toppings, cutting them into toe shapes for a fun twist on pizza.
70. **Toe-sted Ravioli Bites:** Toast mini ravioli and serve them with marinara sauce for dipping, garnishing them with a sprinkle of Parmesan cheese.
71. **Toe-sting S'mores:** Make s'mores using graham crackers, chocolate, and marshmallows, cutting them into toe shapes for a sweet treat.
72. **Footie Fries:** Serve French fries in a bowl or basket, garnishing them with shredded cheese and bacon bits to resemble toes.
73. **Toe-stada Pizza Bites:** Top mini tostada shells with pizza sauce, cheese, and toppings, cutting them into toe shapes for a delicious snack.
74. **Footprint Veggie Cups:** Fill small cups with ranch dip and assorted veggies, arranging them in the shape of a footprint for a healthy snack.
75. **Toe-stache Brownie Bites:** Bake brownies in mini muffin tins and decorate them with icing to create toe shapes and toenails.
76. **Toe Tic-Tac-Toe:** Draw a giant tic-tac-toe grid on the ground and use painted rocks or beanbags to play.
77. **Footprint Hopscotch:** Create a hopscotch grid using footprint shapes instead of numbers and play the classic game.
78. **Toe-lympic Relay Race:** Organize relay races where participants carry objects using only their toes, passing them to the next player.
79. **Footsie Limbo:** Set up a limbo stick and see how low players can go while keeping their feet close together.
80. **Toe Twister:** Call out color or shape commands, and players must touch the corresponding spot with their toes.
81. **Footsie Freeze Dance:** Play music and have players dance, but when the music stops, they must freeze with their feet in a specific position.
82. **Sock Puppet Theater:** Use socks as puppets and put on a puppet show, manipulating them with your toes.

83. **Toenail Painting Contest:** Compete to see who can paint the most intricate designs on their toenails within a time limit.
84. **Sock Sorting Race:** Scatter a pile of socks and have players race to pair them up using only their feet.
85. **Footsie Soccer:** Set up goals and play soccer using only feet, with players unable to touch the ball with their hands.
86. **Toe-lympic Balloon Pop:** Attach balloons to the ground and have players pop them by stomping on them with their feet.
87. **Footsie Beanbag Toss:** Toss beanbags into target holes, aiming with your feet instead of your hands.
88. **Sock Hop:** Have a dance-off where participants must dance while wearing socks on a smooth surface.
89. **Toe Tag Relay:** Pass a tag between players using only their toes, racing against the clock.
90. **Footsie Balance Beam:** Set up a balance beam on the ground and challenge players to walk across it using only their feet.
91. **Toe-lympic Hurdles:** Set up hurdles for players to jump over using only their feet, in a race against time.
92. **Footsie Sculpture:** Use clay or playdough to sculpt objects or animals using only your toes.
93. **Sock Rolling Race:** Roll socks into balls using only your feet, racing against opponents to see who can finish first.
94. **Toe Twister Twister:** Play Twister, but instead of hands and feet, players use their toes and fingers.
95. **Footsie Balloon Volleyball:** Set up a net and play volleyball using a balloon, hitting it with your feet instead of hands.
96. **Toe-lympic Marble Race:** Race marbles down a track using only your toes to propel them forward.
97. **Footsie Hopscotch Relay:** Set up a hopscotch course and have players complete it in relay teams, hopping with one foot.
98. **Sock Basketball:** Shoot socks into a laundry basket or hoop using only your feet, scoring points for each successful shot.
99. **Toe-lympic Obstacle Course:** Create an obstacle course with various challenges that require participants to use their feet.
100. **Footsie Treasure Hunt:** Hide objects around the play area and have players search for them using only their feet to pick them up.

[www.38hertz.com](http://www.38hertz.com)

Find Things that Make You Happy.  
Do More of That!

