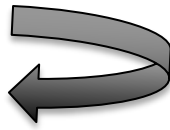










National Book Lovers Day

Celebrating Stories, Imagination, Reading, and
the Joy of Getting Lost in a Good Book



Find this design on over 20 products in
Our [38 Hertz Zazzle Store](#).

Celebrate Books, Reading, and Storytelling By The Calendar

-  March 2 – Read Across America Day
-  April 2 – International Children’s Book Day
-  April 23 – World Book Day
-  April 16 – National Librarian Day
-  **August 9 – National Book Lovers Day**
-  November 1 – National Authors’ Day

1. **Bookstore Crawl:** Spend the day visiting different bookstores in your area, exploring their selections and discovering new reads.
2. **Literary Picnic:** Pack a picnic basket with your favorite snacks and books, then head to a park or garden for a relaxing day of reading.
3. **Author Meet-and-Greet:** Attend an author event or book signing to meet your favorite authors and hear them speak about their work.
4. **Bookish Movie Marathon:** Watch film adaptations of your favorite books or movies about authors and literature with fellow book lovers.
5. **Book Swap Party:** Host a book swap with friends or colleagues, where everyone brings books to exchange and discuss.
6. **Literary Scavenger Hunt:** Organize a scavenger hunt with clues based on famous books or literary quotes, leading participants to hidden treasures.
7. **Read-a-Thon:** Challenge yourself to read as many books as possible in a single day or weekend, setting personal reading goals.
8. **Book Club Gathering:** Host or attend a book club meeting to discuss your current read and share insights with fellow book enthusiasts.
9. **Library Exploration:** Spend the day exploring your local library, browsing shelves, attending events, and borrowing new books.
10. **Literary Podcast Marathon:** Listen to podcasts about books, authors, and literary discussions while relaxing at home or on the go.
11. **Bookish Crafting:** Get creative with book-themed crafts like bookmarks, bookends, or literary-inspired artwork.
12. **Virtual Bookstore Tour:** Take a virtual tour of famous bookstores around the world, exploring their unique atmospheres and offerings online.

13. **Bookish Baking:** Bake treats inspired by your favorite books or literary characters, like themed cookies or cakes.
14. **Bookstore Book Haul:** Treat yourself to a book-buying spree at your favorite bookstore, picking out new titles to add to your collection.
15. **Author Appreciation Social Media Campaign:** Share posts on social media celebrating your favorite authors and books, using hashtags to connect with other book lovers.
16. **Book-Themed Dinner Party:** Host a dinner party with a menu inspired by books, featuring dishes mentioned in literature or based on fictional worlds.
17. **Literary Walking Tour:** Explore your city or a nearby town on a self-guided walking tour, visiting locations featured in books or significant to authors.
18. **Bookish Bookmarks:** Spend time making DIY bookmarks decorated with literary quotes, characters, or motifs.
19. **Bookstore Book Signing Road Trip:** Plan a road trip to visit multiple bookstores hosting author signings or events on National Book Lovers Day.
20. **Literary Trivia Night:** Organize or attend a trivia night focused on literature, testing your knowledge of books, authors, and literary history.
21. **Bookish Journaling:** Start a reading journal to record your thoughts, reflections, and favorite quotes from the books you read.
22. **Literary Podcast Discussion Group:** Gather with friends or fellow book lovers to discuss and analyze episodes of your favorite book-related podcasts.
23. **Book-Themed Photo Challenge:** Participate in a book-themed photo challenge on social media, sharing photos of your current reads, bookshelves, or favorite reading spots.
24. **Bookstore Book Club Field Trip:** Visit a bookstore with your book club to browse together, discuss potential picks, and vote on future reads.
25. **Bookish Meditation Session:** Practice mindfulness and relaxation techniques while focusing on passages from your favorite books or poetry.
26. **Literary Trivia Challenge:** Test your knowledge of books, authors, and literary trivia with a fun trivia game.
27. **Book Title Charades:** Act out book titles without speaking while others guess the correct titles.
28. **Author Alphabet Game:** Take turns naming authors in alphabetical order, challenging each other to come up with names without repeating.
29. **Book Cover Memory Game:** Lay out a grid of book covers, then flip them over and try to match pairs by memory.
30. **Plot Twist Storytelling:** Collaboratively create a story where each person adds a sentence, taking unexpected turns along the way.
31. **Literary Bingo:** Play bingo with book-related themes, marking off squares as book titles or literary terms are called out.
32. **Book Character Guess Who?:** Take turns asking yes/no questions to guess which book character the other person is thinking of.
33. **Literary Pictionary:** Draw scenes or characters from books while others try to guess the titles.
34. **Book Spine Poetry Contest:** Create poems using the titles of books arranged vertically on their spines.
35. **Book Cover Makeover:** Redesign book covers for well-known titles, then vote on the most creative designs.

36. **Speed Book Reading:** Set a timer and see who can read the most pages or chapters from a book in a set amount of time.
37. **Literary Scattegories:** Roll a dice and try to come up with book titles or authors that start with the corresponding letter.
38. **Book Quote Match-Up:** Match famous book quotes with their respective titles or authors.
39. **Story Circle:** Sit in a circle and each person contributes a sentence to create a collaborative story.
40. **Book Character Trivia:** Test your knowledge of famous book characters with a trivia game focused on their traits, actions, and quotes.
41. **Book Cover Guessing Game:** Show partial or obscured book covers and guess the title or author based on the clues.
42. **Literary Mad Libs:** Fill in the blanks of a story with nouns, verbs, and adjectives provided by players to create hilarious literary creations.
43. **Bookish Crossword Puzzle:** Solve crossword puzzles with book-related clues and answers.
44. **Plot Summary Challenge:** Summarize book plots in a few sentences and have others guess the title or author.
45. **Literary Word Search:** Search for book titles, author names, and literary terms hidden in a word search puzzle.
46. **Book Cover Trivia:** Test your knowledge of book covers by identifying titles or authors based on their cover designs.
47. **Genre Guessing Game:** Describe the characteristics of a book genre and have others guess which genre it is.
48. **Book Spelling Bee:** Spell out book titles or author names letter by letter, challenging each other's spelling skills.
49. **Book Character Match-Up:** Match book characters with their respective books or authors in a timed challenge.
50. **Book Lovers' Bingo:** Play bingo with book-themed squares such as "reads every night" or "owns a library card".
51. **Book Page Garland:** Create a garland using pages from old books, stringing them together with twine or ribbon.
52. **Literary Quote Wall Art:** Paint or print out your favorite literary quotes and frame them for wall decor.
53. **Book Page Coasters:** Mod Podge book pages onto ceramic tiles to make unique coasters for your home.
54. **Book Page Roses:** Fold or roll book pages into rose shapes and attach them to stems for everlasting blooms.
55. **Book Page Bookmarks:** Cut book pages into strips and decorate them with ribbon or washi tape to make bookmarks.
56. **Literary-Themed Candles:** Embed book pages or quotes into homemade candles for a cozy reading ambiance.
57. **Book Page Bowls:** Mold book pages around a bowl shape using decoupage glue to create decorative bowls.
58. **Book Cover Laptop Sleeve:** Sew a laptop sleeve using fabric printed with images of your favorite book covers.

59. **Book Page Lanterns:** Cover glass jars with book pages and place LED candles inside for soft, bookish lighting.
60. **Literary Quote Pillows:** Print or embroider literary quotes onto fabric and sew them into throw pillows.
61. **Book Page Wall Clock:** Customize a plain wall clock by decoupage book pages onto the face.
62. **Book Page Lampshade:** Adhere book pages to a plain lampshade using decoupage glue for a literary touch.
63. **Book Page Wreath:** Roll book pages into cones and glue them onto a wreath form for a unique door decoration.
64. **Book Page Ornaments:** Cut book pages into festive shapes and decorate them to hang on a holiday tree.
65. **Book Page Votive Holders:** Wrap book pages around glass votive holders and secure with twine or ribbon for candle decor.
66. **Literary Quote Tote Bag:** Print your favorite literary quote onto iron-on transfer paper and apply it to a canvas tote bag.
67. **Book Page Photo Frame:** Decorate a plain photo frame with book pages for a charming display.
68. **Book Page Magnets:** Mod Podge book pages onto flat glass marbles to create unique magnets for your fridge.
69. **Literary Quote Throw Blanket:** Print or embroider literary quotes onto a cozy throw blanket for chilly reading nights.
70. **Book Page Planters:** Wrap book pages around empty tin cans and seal with decoupage glue to use as planters.
71. **Book Page Bunting:** Cut book pages into triangles and string them together to make a decorative bunting.
72. **Literary Quote Wall Decals:** Cut out vinyl decals with literary quotes to adorn your walls without damaging them.
73. **Book Page Collage:** Arrange book pages into a collage and frame it for a unique piece of wall art.
74. **Book Page Jewelry:** Create pendants or earrings using book pages sealed with resin for a literary accessory.
75. **Literary Quote Embroidery:** Embroider your favorite literary quotes onto fabric to display in embroidery hoops.
76. **Literary Character Cupcakes:** Decorate cupcakes with frosting to resemble beloved book characters.
77. **Book Cover Cake:** Create a cake decorated to look like the cover of your favorite book.
78. **Storybook Sandwiches:** Use cookie cutters to make sandwiches shaped like characters or objects from storybooks.
79. **Library Cake Pops:** Make cake pops decorated to look like miniature books from your favorite genres.
80. **Bookshelf Snack Platter:** Arrange snacks on a platter to resemble books on a shelf, with crackers as pages and cheese as book covers.
81. **Bookworm Pasta Salad:** Make a pasta salad with spiral noodles and colorful vegetables, representing a bookworm.

82. **Novelty Fruit Skewers:** Thread fruit onto skewers to create colorful arrangements inspired by book themes or characters.
83. **Literary Quote Cookies:** Decorate cookies with icing to feature famous quotes from beloved books.
84. **Fairytale Fruit Pizza:** Create a fruit pizza with a sugar cookie crust, topped with colorful fruits arranged in fairytale scenes.
85. **Fantasy Book Breadsticks:** Shape breadstick dough into letters or shapes inspired by fantasy novels and bake until golden brown.
86. **Poetry Pancake Art:** Use pancake batter to create artistic designs inspired by famous poems or poets.
87. **Mystery Novel Meatballs:** Serve meatballs with a hidden surprise filling, like cheese or olives, representing a mystery to unravel.
88. **Literary Latte Art:** Decorate lattes with foam designs inspired by famous book covers or characters.
89. **Book Club Bruschetta:** Top toasted bread with a variety of savory toppings, each representing a different book genre or theme.
90. **Bookish Bagel Bar:** Set up a bagel bar with assorted toppings and spreads named after famous authors or literary characters.
91. **Fictional Food Buffet:** Create a buffet featuring dishes mentioned in favorite books, like Turkish delight from "The Chronicles of Narnia" or butterbeer from "Harry Potter."
92. **Adventure Novel Appetizers:** Serve bite-sized appetizers with toothpick flags featuring adventure novel covers or symbols.
93. **Children's Book Cheese Platter:** Arrange a cheese platter with cheese slices cut into shapes of favorite children's book characters.
94. **Literary Layer Dip:** Layer dip ingredients to resemble the pages of a book, with colorful toppings representing different chapters.
95. **Book Title Baguettes:** Write the titles of favorite books on mini baguettes using edible ink pens or frosting.
96. **Poetry Potion Smoothies:** Blend colorful smoothies named after famous poems or poets, like "Shakespearean Sunrise" or "Frosty Morning."
97. **Bookish Brunch Quiche:** Bake quiches with fillings inspired by literary themes or settings, like French-inspired quiche for a book set in Paris.
98. **Sci-Fi Snack Spaceships:** Create edible spaceships using crackers, cheese, and pretzel sticks, inspired by sci-fi novels.
99. **Detective Novel Deviled Eggs:** Make deviled eggs decorated with edible ink to resemble magnifying glasses or detective hats.
100. **Classic Novel Canapés:** Prepare bite-sized canapés with classic combinations like cucumber and cream cheese, named after famous authors or books.

www.38hertz.com

Find Things that Make You Happy.
Do More of That!

